



INŻYNIERIA MINERALNA

CZASOPISMO POLSKIEGO TOWARZYSTWA
PRZERÓBKI KOPALIN

2(52)
2023

NR 2(52) 2023, LIPIEC – GRUDZIEŃ

PL ISSN 1640 - 4920



JOURNAL OF THE POLISH

INŻYNIERIA MINERALNA

Czasopismo Polskiego Towarzystwa Przeróbki Kopalnin
JOURNAL OF THE POLISH MINERAL ENGINEERING SOCIETY

REDAKCJA – EDITORIAL BOARD

Redaktor Naczelny –	Barbara TORA	– Editor in Chief
Zastępca Redaktora Naczelnego, Redaktor Techniczny – Sekretarz Redakcji – Redaktor Statystyczny –	Julia OKRĘGLICKA Agnieszka SUROWIAK Tomasz NIEDOBA	– Vice Editor, Technical Editor – Editorial Secretary – Statistical Editor

REDAKTORZY DZIAŁOWI BRANCH EDITORS

Stanisława SANAK-RYDLEWSKA
Tomasz SUPONIK
Dariusz PROSTAŃSKI
Jadwiga JARZYNA
Marek BOROWSKI
Tomasz LIPECKI
Jolanta BIEGAŃSKA
Wiktorja SOBCZYK
Agnieszka KIJO-KLECZKOWSKA
Andrzej ŚLĄCZKA

MIĘDZYNARODOWA RADA REDAKCYJNA INTERNATIONAL ADVISORY EDITORIAL BOARD

Rosja –	Tatyana ALEXANDROVA	– Russia
Grecja –	Georgios ANASTASSAKIS	– Greece
Stowacja –	Peter BLISTAN	– Slovakia
Węgry –	Ljudmilla BOKÁNYI	– Hungary
Czechy –	Vladimir ČABLÍK	– Czech Republic
Czechy –	Pavel ČERNOTA	– Czech Republic
Rosja –	Valentin A. CHANTURIYA	– Russia
RPA –	Johan DE KORTE	– South Africa
Polska –	Jan DRZYMAŁA	– Poland
Stowacja –	Juraj GAŠINEC	– Slovakia
Węgry –	Imre GOMBKÖTŐ	– Hungary
Stowacja –	Gabriel WEISS	– Slovakia
Kanada –	M.E. HOLUSZKO	– Canada
Stowacja –	Sławomir HREDZAK	– Slovakia
W. Brytania –	Douglas E. JENKINSON	– United Kingdom
Polska –	Przemysław KOWALCZUK	– Poland
Rumunia –	Sanda KRAUSZ	– Romania
Kanada –	Janusz LASKOWSKI	– Canada
Polska –	Marcin LUTYŃSKI	– Poland
Turcja –	Gülhan ÖZBAYOĞLU	– Turkey
USA –	B. K. PAREKH	– USA
RPA –	David PEATFIELD	– South Africa
Rosja –	Yuliy B. RUBINSHTEIN	– Russia
Indie –	Kalyan SEN	– India
Chiny –	Zhongjian SHAN	– China
Stowacja –	Jiri ŠKVARLA	– Slovakia
Czechy –	Hana STANKOVA	– Czech Republic
Australia –	Andrew SWANSON	– Australia
Serbia –	Rudolf A. TOMANEC	– Serbia
Japonia –	Masami TSUNEKAWA	– Japan
Chiny –	Xie WENBO	– China
Ukraina –	Olexandr YEGURNOV	– Ukraine
Niemcy –	Dieter ZIAJA	– Germany
Ukraina –	Serhii CHUKHAREV	– Ukraine
Czechy –	Vladimir LAPCIK	– Czech Republic

INŻYNIERIA MINERALNA JEST DOSTĘPNA (OPEN ACCESS) NA STRONIE WYDAWCY | WHOLE ISSUES OF INŻYNIERIA MINERALNA ARE AVAILABLE (OPEN ACCESS) ON PUBLISHER
WEBSITE: POLSKA WWW.POTOPK.COM.PL/ARCHIWUM
ENGLISH WWW.POTOPK.COM.PL/AN_ARCHIWUM
www.inzynieriamineralna.com.pl

INŻYNIERIA MINERALNA JEST INDEKSOWANA I ABSTRAKTOWANA | INŻYNIERIA MINERALNA IS INDEXED AND ABSTRACTED:
SCOPUS (ELSEVIER), WEB OF SCIENCE, MASTER JOURNAL LIST - EMERGING SOURCES CITATION INDEX (CLARIVATE ANALITICS), POL-index, EBESCO, BAZTECH, Chemical Abstracts,
Реферативный Журнал.
Inżynieria Mineralna is a member of CROSSREF.

ADRES REDAKCJI | CORRESPONDENCE ADDRESS:
POLSKIE TOWARZYSTWO PRZERÓBKI KOPALIN | POLISH MINERAL ENGINEERING SOCIETY
MICKIEWICZA 30, 30-059 KRAKÓW
MAIL: im@agh.edu.pl, inzynieria_mineralna@agh.edu.pl, tora@agh.edu.pl

SKŁAD/LAMANIE/UKLAD TYPOGRAFICZNY/OBSŁUGA: NOWY WSPANIAŁY HOLDING (NWH)
KONTAKT: C@NWH.PL
DRUK: DRUKARNIA TYPOGRAFIA – WWW.TYPOGRAFIA.COM.PL
KONTAKT: TYPOGRAFIA@TYPOGRAFIA.COM.PL
NAKLAD: 50 egz.



Determining the Correction Factors of Overhead-Conductors in 6kV Mining System of QuangNinh, VietNam with the Consideration of Power Harmonic Impact

GIANG Vu Hoang²⁾, THANH Le Xuan¹⁾*

¹⁾ HaNoi University of Mining and Geology, HaNoi, VietNam

²⁾ Faculty of Electrical Engineering, Electric Power University, HaNoi, VietNam

* Corresponding author email: lexuanthanh@humg.edu.vn

<http://doi.org/10.29227/IM-2023-02-14>

Submission date: 22-08-2023 | Review date: 16-09-2023

Abstract

Understanding the impact of power harmonic on energy transmission play an important role not only in the operation process but also in the designing procedure of MV grid. In 6kV mining grids of Vietnamese coal mines, because of rapidly utilizing the power electronic machines, the power quality violation occurs very frequently. This lead to many disadvantages such as: the increase of power losses, voltage distortion, over-heating in transformers and conductors. Moreover, the presence of power harmonic bring the bad impact of skin effect and proximity on conductor including overhead-conductors and cables. The actual operation exhibits that the losses of transmission lines are approximately over 50% of total network losses. If there are power quality violation, this amount could be higher. Basing on investigating the fact of power harmonic violations in 6kV grid of both underground and surface mines, the paper will analyze this kind of impact. An algorithm relying on Matlab programming is used to calculate the energy losses. Results are compared with on-site measurement datas and lab-measurement to obtain series of correction factors corresponding to individual line's cross section. The outcomes of research could be applicable for power utilities to have better analysis in the designing stage of mining MV grids.

Keywords: medium voltage grid, skin effect, correction factor, algorithm

1. The fact of power harmonic violations and their impact on energy losses

1.1 The fact of power harmonic on 6kV grids of Vietnamese coal mines

Base on reporting figures, from 2018 up to now, there are dozens of powertronic equipment are employed in medium voltage (MV) and low voltage (LV) grids of Vietnamese coal mines. The accounting numbers shown in table 1 [1] show that:

- + Two popular kinds of powertronic devices utilized in MV grids are: inverters and soft-starter;
- + These powertronic devices are mainly equipped for ventilation system, pumping system and conveyor one.

Data in table 1 and Figure 1 exhibit that utilizing powertronic is the trend of modernized mining. These kinds of devices bring many advantages for energy saving, convenient in operation (starting big motors, reducing the voltage sag...) but they also cause unwanted power quality violations in both MV and LV grids. Implementing the site-surveying on those coal mines, some typical data is presented in figure 2, 3, 4 and 5.

The on-site surveying data in typical mines of Vietnam showed that: There are significant power quality violations in MV grids. It expresses in both current and voltage wave forms distortions (Figures 2, 3b and 4a) as well as THD value over the limits (Figure 3a, 4b). The violations exceed greatly over the limits regulated by IEEE [2, 3, 4, 29, 31].

1.2 Impact of power harmonic violations on MV system of Vietnamese coal mines

In Vietnam, because of containing heavy machines in mining procedures which utilizes inverter or AC-DC con-

verters [1, 29, 30], the impact of power harmonics must be seriously consider in both operational of grid and equipment installation. Without this consideration, power harmonics in medium voltage mining grids could be significant and can causes of various operational and equipment problems of issues. The key impacts of bad power harmonic qualities are:

- + Increased Energy Losses and reducing the energy transmission: Power harmonics in medium voltage mining grids are causes energy losses mainly in cables, overhead conductors, transformers, and other apparatus. The increased energy losses result from the additional heating caused by harmonic currents flowing through resistive components of the system [4,5]. Hence, the conductors energy transmission efficiency will be also reduced

- + Reduced Efficiency of motors and system: Harmonics can reduce the overall power system efficiency as well as motors operation, this leads to higher energy consumption and increased operating costs for mining companies.

- + Bad perform of monitoring and measuring system: Non-linear loads injected by inverters and converters draw current in short bursts, causing to voltage waveform distortion [2]. This may influence on performance of sensitive equipment and lead to malfunctions, motors and transformer overheating, or incorrect performing of monitoring, measuring and control systems.

- + Resonance and Overvoltage: Because of having long cable feeders and distributed loads, mining grids are susceptible to resonance conditions where harmonics are significant. Resonance could lead to overvoltage phenomena, which may damage equipment and lead to unexpected downtime.

Tab. 1. Numbers of powertronic devices in typical coal mines of Vietnam

Name of mines	Numbers of powertronic devices		
	2019	2020	2021
DuongHuy	42	52	56
CaoSon	26	42	42
CocSau	34	38	48
QuangHanh	40	39	51
HaLam	63	65	65
NuiBeo	34	67	67

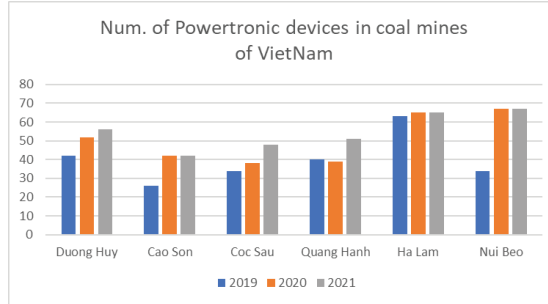


Fig. 1. Trend of utilizing powertronic devices in 3 recent years

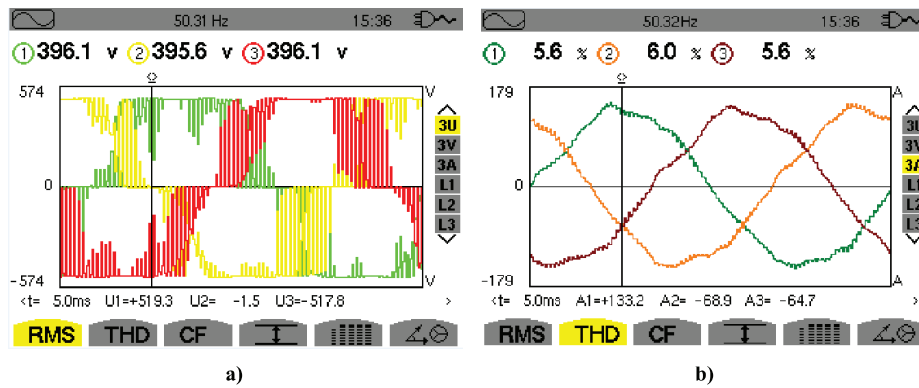


Fig. 2. Voltage (a) and current (b) waveforms of 6kV conveyor system of NuiBeo coalmines

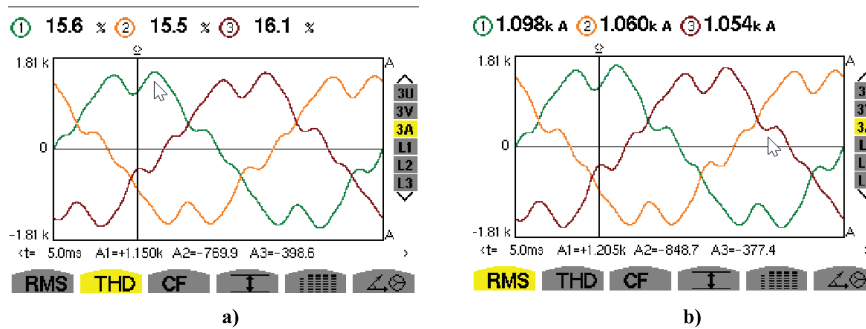


Fig. 3. THD of current (a) and RMS current (b) waveforms of 6kV pumping system of QuangHanh coalmines

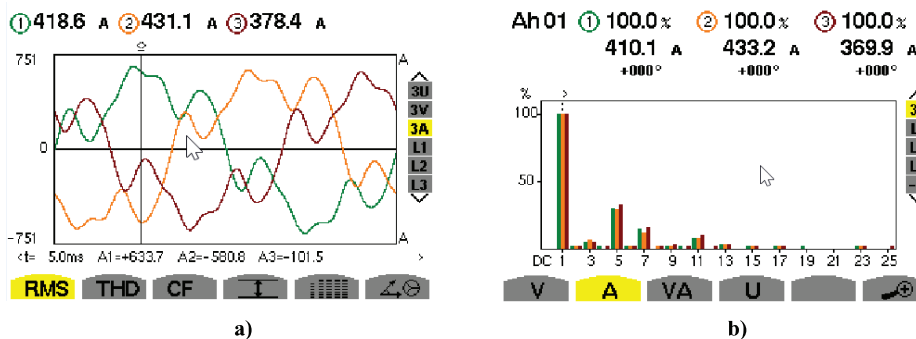


Fig. 4. RMS of current (a) and THD current (b) waveforms of 6kV Ventilation system of HaLam coalmines

Tab. 2. Annual cost function of QuangYen MV grid

Type of conductor	Annual optimal cost function $Z = f(U^2)$, (10 ⁶ VND)			
	6kV	10kV	22kV	35kV
AC35	172.552,65	92.443,62	52.462,87	43.562,17
AC50	168.668,84	73.556,47	50.353,93	40.253,63
AC70	147.446,83	65.912,15	49.070,23	39.075,13
AC95	139.741,99	52.190,12	44.464,50	36.213,50
AC120	139.960,928	48.221,648	43.767,75	34.261,35

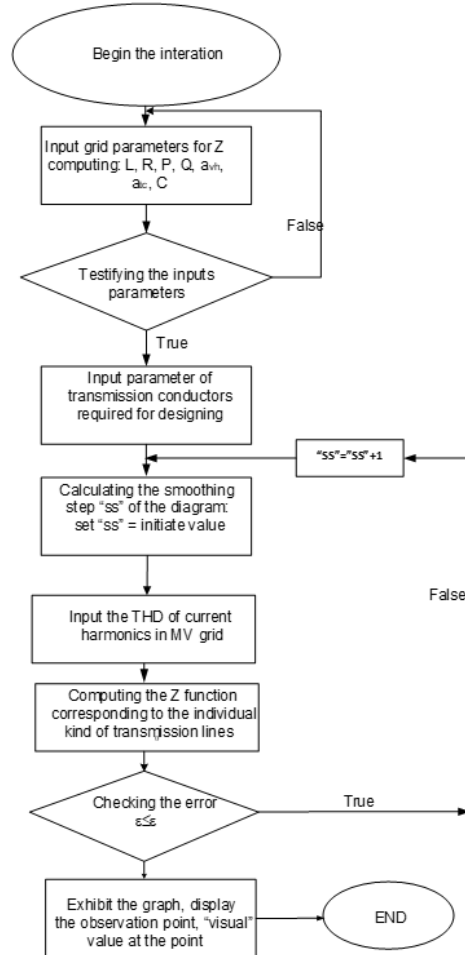


Fig. 5. Mathematic diagram presented the calculation for optimal value of Cost function Z with consideration of current power harmonic impact

+ Transformer Overheating: Most of Vietnamese coal mines contain 35/6kV transformer substation with 2 parallel operational transformers. These ones are exposed to harmonic currents, particularly if their loads are 6kV non-linear ones. “Harmonic currents cause additional eddy current and hysteresis losses in transformer cores” [2], leading to overheating and insulation failure.

Nuisance Tripping: The presence of harmonics can cause discriminative tripping of digital protective devices [29] Wrong tripping of circuit breakers could lead to bad disrupting the mining operations and economical loss because of producing interruption.

As can be seen in above analysis, there are many great impacts of bad power quality on both energy transmission and system operation. Next part of the paper will deeply analyze the influence of current power harmonic on lowering the electrical energy transmission in 6kV conductors of Vietnamese mining grids.

2. Theory basis of power harmonic consideration on designing stage of 6kV mining grid

2.1 Mathematic equations of Zcost function on estimating the economic benefit of mining grids

During power planning or grid designing, various economic indicators might be employed to assess the economic impact through Cost Benefit Analysis (CBA). The primary purposes of CBA are twofold: firstly, to ascertain the viability of an investment or decision by determining if its benefits outweigh the costs and to what extent; secondly, to establish a foundation for comparing projects by evaluating the total expected costs and benefits of each option. In the realm of mining electrical grid construction, some researches in [18, 21, 22, 23, 24] list the following indicators:

- + NPV-Net Present Value (NPV)-the difference between the discounted social benefits and cost;
- + IRR-Economic Internal Rate of Return (IRR)-the sick-out rate that produces a zero value for NPV;
- + B/C ratio-ratio between discount economic benefits and costs;
- + Zcost functions-express the cost containing in operation (a year) of grid including operating cost and maintenance cost.

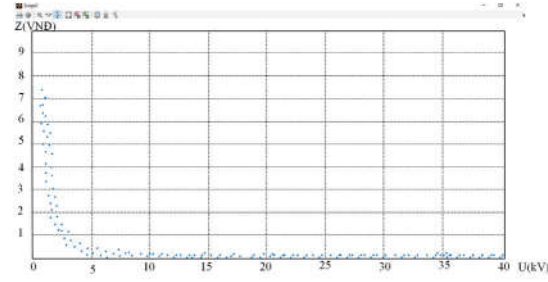


Fig. 6. Results of Zcost corresponding to AC35 conductor

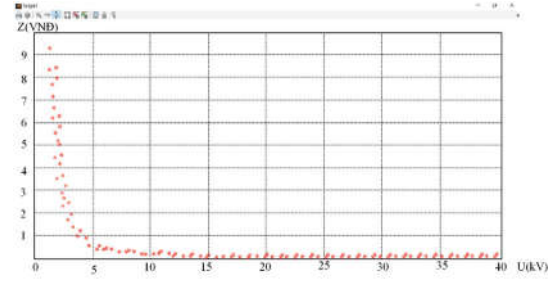


Fig. 7. Results of Zcost corresponding to AC50 conductor

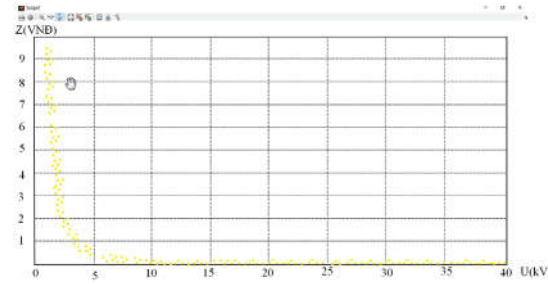


Fig. 8. Results of Zcost corresponding to AC70 conductor

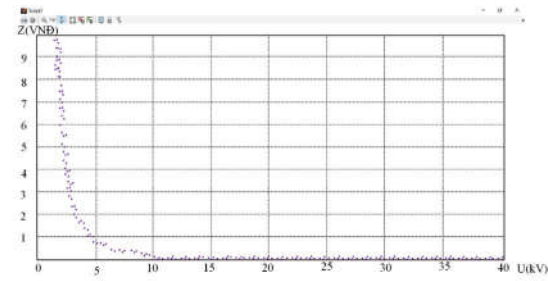


Fig. 9. Results of Zcost corresponding to AC95 conductor

During the designing stage of MV grids, three prior indicators (NPV, IRR and B/C) are not utilized. Instead, the Zcost function is employed, as it takes into account not only the initial construction investment but also the ongoing operational costs borne by operators and users. The Zcost function is typically represented by equation (1) [18, 22]:

$$Z = (a_{vh} + a_{tc})K + Y_{\Delta\Delta} \quad (1)$$

Whereas: a_{vh} – the operation factor
 a_{tc} – standard recovery factor
 K – annual cost
 $\Delta\Delta$ – power losses when power is transmitted for long distance.

Detailly, Z can also be expressed by equation (2):

$$Z = (a_{vh} + a_{tc})C_{da}m_0\ell + C \frac{(P^2+Q^2)}{U^2} \tau \frac{\delta}{S} \ell \quad (2)$$

However, as mentioned before, to get the impact of

$$Z = (a_{vh} + a_{tc})K + Y_{\Delta\Delta} \cdot H \quad (3)$$

In equation (3) H-is indicator reflect the impact of current power harmonic (Harmonic impact indicator). This indicator will raise the value of Z because the power losses is increased. The problem is how to identify this indicator corresponding to different cross sections of conductors as well as various value of THD.

2.2 Propose Algorithm and Matlab application to find optimal value of Zcost function corresponding to conductor's cross sections

As mentioned in many previous research, there are series of method to optimize the power flow with consideration of

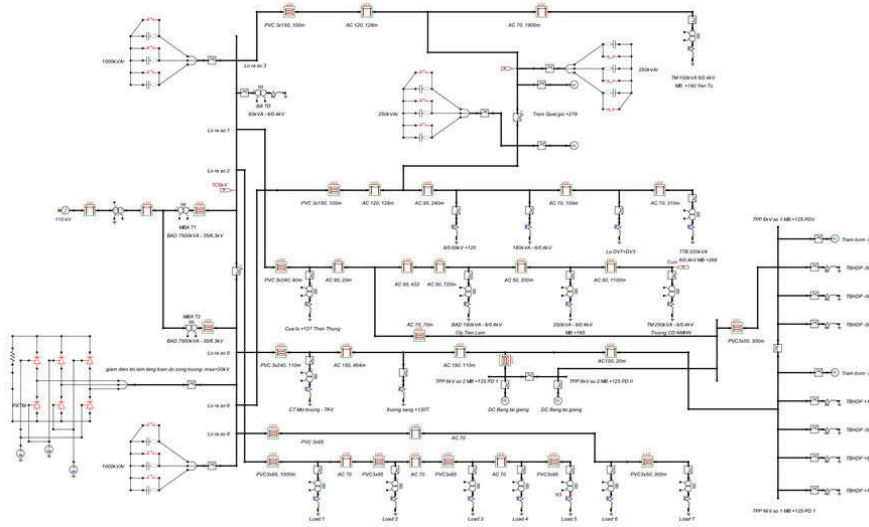


Fig. 10. Simulation in ATP with 7 harmonic sources (in red circles)



Fig. 11a. Lab-test setup for power losses measurement with pumping system

parameters affecting to energy transmission [6-10]. All of these researches rely on computer-aid program. In this section, the paper will propose an Algorithm which is the basis of computing optimal value of Z-cost function in which all impact of skin effect and current harmonic are taken into account.

In MV energy transmission, when currents flow through one or more nearby conductors, the distribution within the first conductor becomes constrained to smaller regions. This phenomenon, known as the proximity effect, can lead to current crowding, which in turn significantly increases the AC resistance of adjacent conductors. Because of the consideration to this effect, the total losses in a conductor will be result of two kinds of effects: skin and proximity [11-17] one which is expressed as equation (3) [20]:

$$P_{total} = P_{skin} + P_{prox} \quad (4)$$

Where

$$P_{skin} = I_{rms}^2 \times R_{AC} \times H$$

$$P_{prox} = (cR + d) \left(\frac{\mu_0 \mu_r I}{2\pi r} \right)^2 (if R \geq \delta)$$

$$P_{prox} = aR^b \left(\frac{\mu_0 \mu_r I}{2\pi r} \right)^2 (if R < \delta)$$

a, b, c, d are constants in accordance with kinds of materials (copper and aluminum)

R – conductor radius;

δ – the skin depth: $\delta = \sqrt{\frac{2}{\sigma \omega \mu_0 \mu_r}}$

H – harmonic impact indicator

To determine H indicator, two quantities must be identified: The value of Zcost and power losses. For building the relation of Z-cost function and its depend variable, an algorithm is proposed and shown in figure 5. It is very easy to be seen that, in equation (3) Z is a function of many variants including rated voltage (U), conductor cross-section (S)... In designing process of an MV grid, it should be economically optimal if S is selected correspondingly to U [20, 21]. Utilizing the mathematic diagram in figure 5, programming in Matlab, results (figure 6 to 9) showing theoretical computing of Z is expressed for finding the optimal values of Z-cost. Some of typical outcomes applied for QuangYen MV grids [19, 22] are presented in table 2.

3. Calculating the H indicator and its impact on Z-cost computing

To identify H indicator, a simulation will be implemented in ATP (figure 10) with various power harmonic source (in red circles). By “switching in” or “switching out” the circuit breakers in skeleton networks, the impact harmonic current will be isolated. The simulation results are compared and verified with lab measurement performed in figure 11a, and 11b.

Ngày	Thời gian	V1 THD	V2 THD	V3 THD	V1 CF	V2 CF	V3 CF	Pst1	Pst2	Pst3	A1 THD	A2 THD	A3 THD
		%	%	%							%	%	%
07/08/2021	8:04:35 AM	2.4	2.3	2.7	1.49	1.49	1.49	0	0	0	43.2	43.6	31.3
07/08/2021	8:04:51 AM	2.5	2.3	2.8	1.49	1.49	1.49	0	0	0	43.4	44.3	32.7
07/08/2021	8:05:07 AM	2.3	2.1	2.8	1.48	1.49	1.49	0	0	0	37.7		39
07/08/2021	8:05:23 AM	2.3	2.2	2.7	1.48	1.49	1.49	0	0	0	34.6	35.5	28.5
07/08/2021	8:05:39 AM	2.2	2	2.6	1.49	1.49	1.49	0.3	0.4	0.3	34.9	35.6	26.4
07/08/2021	8:05:55 AM	2.2	1.9	2.5	1.49	1.49	1.49	0.3	0.4	0.3	35.3	35.1	27.1
07/08/2021	8:06:11 AM	2.5	2.1	2.3	1.49	1.49	1.49	0.3	0.4	0.3	37.6	36.7	27
07/08/2021	8:06:27 AM	2.4	2.3	2.5	1.49	1.49	1.49	0.3	0.4	0.3	39.4	38.4	27.9
07/08/2021	8:06:43 AM	2.4	2.1	2.6	1.49	1.49	1.49	0.3	0.3	0.3	33.9	33.8	26.8
07/08/2021	8:06:59 AM	2.3	2.1	2.5	1.49	1.49	1.49	0.3	0.3	0.3	34.8	34.7	27.9
07/08/2021	8:07:15 AM	2.4	2	2.5	1.49	1.49	1.49	0.3	0.3	0.3	39.3	39.1	29.1
07/08/2021	8:07:31 AM	2.3	2.3	2.5	1.49	1.49	1.49	0.3	0.3	0.3	38.2	41.9	29.4
07/08/2021	8:07:47 AM	2.4	2.4	2.6	1.49	1.49	1.49	0.3	0.3	0.3	33.6	35.3	27.1
07/08/2021	8:08:03 AM	2.3	2.3	2.6	1.49	1.49	1.49	0.3	0.3	0.3	40.2	42	31
07/08/2021	8:08:19 AM	2.2	2.1	2.4	1.49	1.49	1.49	0.3	0.3	0.3	40.4	41	31.1
07/08/2021	8:08:35 AM	2.3	2	2.2	1.49	1.49	1.49	0.5	0.6	0.5	32.8	32.9	24.1
07/08/2021	8:08:51 AM	2.2	2	2.3	1.48	1.49	1.49	0.5	0.6	0.5	40.6	40.3	29
07/08/2021	8:09:07 AM	2.4	2.4	2.4	1.49	1.49	1.49	0.5	0.6	0.5	35.8	35.4	25.8
07/08/2021	8:09:23 AM	2.3	2.4	2.6	1.49	1.49	1.49	0.5	0.6	0.5	33.3	34.9	27.4
07/08/2021	8:09:39 AM	2.6	2.5	2.6	1.49	1.48	1.49	0.4	0.4	0.4	40	40.5	29.3
07/08/2021	8:09:55 AM	2.7	3	2.8	1.5	1.49	1.49	0.4	0.4	0.4	39.8	37.9	30.1

Fig. 11b. Lab-test results extract from KEW meter

Tab. 3. Results of power losses bias (kWh) which influence Zcost function between theoretical calculation (by ATP simulation) and lab-measurement

Feeder No	S (mm ²)	ATP calculation without harmonic impact	ATP calculation with harmonic impact	On-site measurement	H indicator	THD (%)
No1	AC95	3761	5288	5336	1.418	7
No2	AC70	1744,2	2687,7	2793,8	1,602	11
No3	AC120	2720,3	4089,65	4123,5	1.416	8
No5	AC150	2822,6	3994,67	4069,2	1.341	6
No6	AC120	1422,6	1934,67	1953,23	1.373	7
No8	AC70	622,6	812,6	823,7	1.433	5

Tab. 4. Series of H indicators corresponding to alternative values of THD and conductor's cross section (utilized in 6kV mining grid of VietNam)

THD (%)	S (mm ²)					
	AC35	AC50	AC70	AC95	AC120	
3	1,342	1,296	1,273	1,266	1,22	
4	1,513	1,439	1,406	1,341	1,297	
5	1,548	1,476	1,433	1,358	1,313	
6	1,576	1,492	1,460	1,402	1,346	
7	1,612	1,523	1,489	1,418	1,373	
8	1,638	1,562	1,526	1,456	1,416	
9	1,66	1,583	1,545	1,481	1,426	
10	1,701	1,611	1,577	1,515	1,458	
11	1,715	1,629	1,620	1,538	1,497	

Corresponding to 6 feeders of 6kV mining grids, the difference between power losses outcomes with and without harmonic impact are presented in table 3.

Figures in table 3 shows that:

+ With current harmonic consideration, the power losses in feeders must multiple with H indicators which are normally 30% greater than 1.

+ Simulations results and on-site measurements/lab tests are mostly the same for determining H indicators, Therefore, for multiple H indicators determination, simulation in ATP is suitable and does not diminish the accuracy of the computing procedure.

Implementing hundred simulations, series of H indicator corresponding to various AC cross-sections and THD are summarized in table 4

In the table, results shown in "bold" are deducted from table 3, others are computed from simulation in ATP corresponding to 6kV rated voltage.

4. Conclusion

Base on the lab test and ATP simulation, utilizing the proposed algorithm a series of H indicators are determined. Through values in table 4, the impact of current harmonic violations is strongly impressed. Depending on the THD, the power losses could be expanded from over 22% to nearly 75%. Though over the procedure some following conclusions are pointed out:

+ The proposed method with algorithm presented in figure 5 are suitable for estimating the Z-cost values of any kinds of conductors;

+ Corresponding to alternative cross-section of steel-cored aluminum conductors, the correction (H) factors vary from 1.22 to 1.71. It means that if the skin effect with harmonic consideration is much greater than other studies [25-28]. Particularly, if the THD is violate the limit required by IEEE (5%), over 50% power losses must be taken into account of power losses computing. Hence, all of grid designing stages must modified correspondingly.

+ In the initiative designing stage of MV mining grids, using the optimal Zcost function with above recommendation H factors is a good point that allow project manager having a better technical and economical parameter.

Literatura – References

1. VINAMCOMIN Technical reporting of Mechanization and Modernization in Vietnamese coal company, VINACOMIN, 2020
2. A. Nayak, et al. "Impact of Harmonics on Power Losses in Overhead Conductors and Transformers." Proceedings of the 2014 IEEE Power and Energy Society General Meeting, 2014.
3. R. K. Gupta, et al. "Impact of Power Harmonics on Power Losses in Overhead Conductors." International Journal of Scientific and Research Publications, Vol. 5, Issue 3, March 2015.
4. A. H. Nayfeh, et al. "Impact of Harmonics on Power Losses in Overhead Conductors and Cables." Proceedings of the 2008 IEEE Power and Energy Society General Meeting, 2008.
5. Sarmah, D., and Talukdar, P. "Impact of Harmonics on Power Losses in Overhead Conductors Considering the Load Characteristics." International Journal of Engineering Research & Technology, Vol. 2, Issue 12, December 2013
6. Amiri, M., & Keyhani, A. (2016). Optimal energy transmission distance and efficiency for renewable energy microgrids. *Renewable Energy*, 85, 78-86. URL: <https://doi.org/10.1016/j.renene.2015.06.005>
7. Zeng, H., Hu, W., & Xia, Q. (2018). Optimal power flow considering distance-dependent line transmission loss for smart grid. *International Journal of Electrical Power & Energy Systems*, 98, 432-439. URL: <https://doi.org/10.1016/j.ijepes.2018.01.012>
8. He, J., Liu, M., & Wang, C. (2019). An optimal transmission power allocation method considering transmission loss and environmental impact for multi-node power systems. *IEEE Transactions on Power Systems*, 34(4), 2754-2765. URL: <https://doi.org/10.1109/TPWRS.2019.2891102>
9. Chen, J., Yang, J., Wang, J., & Wu, J. (2020). Research on energy-efficient power transmission distance optimization for offshore wind power. *International Journal of Electrical Power & Energy Systems*, 118, 105850. URL: <https://doi.org/10.1016/j.ijepes.2020.105850>
10. Hinz, S., Siefert, M., & Skritek, P. (2019). Optimal power transmission distance for direct current connected offshore wind farms based on economic and technical factors. *Energies*, 12(18), 3436. URL: <https://doi.org/10.3390/en12183436>
11. Georgilakis, P. S. (2013). *High Voltage and Electrical Insulation Engineering*. CRC Press.
12. Luo, F., & Kang, K. (2017). Skin Effect and Power Loss Analysis for High-Frequency Induction Heating. *IEEE Transactions on Power Electronics*, 32(8), 6287-6296
13. Liu, Y., & Cheng, M. (2018). Research on the Influence of Skin Effect on Overhead Power Line Parameters. In 2018 International Conference on Smart Grid and Electrical Automation (ICSGEA) (pp. 155-158). IEEE.
14. Marotta, A., & Leccese, F. (2019). Influence of Skin Effect on the Efficiency of Electric Vehicle Inductive Charging Systems. *Energies*, 12(21), 4069
15. Cheng, M., & Liu, Y. (2020). Influence of skin effect on transmission line in high-frequency band. *IOP Conference Series: Earth and Environmental Science*, 483(4), 042003
16. Díaz, F., Espejo, M., & Rull-Duran, J. (2020). Skin and Proximity Effects on Power Losses of HV Overhead Lines. *Energies*, 13(22), 5998
17. Jin, T., Niu, C., & Lu, J. (2021). Analysis of the Influence of Skin Effect on DC Bias Characteristics of a High-Voltage Generator. *IEEE Transactions on Plasma Science*, 49(6), 2950-2957
18. Li, L., & Zhang, X. (2021). Research on the Influence of Skin Effect on AC Resistance of High-Voltage Cables for HVDC. In 2021 5th International Conference on High Voltage Engineering and Power Systems (ICHVEPS) (pp. 1-5). IEEE
19. Khoa, D.Q. (2010). Research to plan the MV grid of Quang Ninh Province suited to the development of economic and social characteristics to the year 2020 (Unpublished doctoral dissertation, University of Mining and Geology, Hanoi, Vietnam).
20. Khue, N.M. (2018). Research and suggest solutions to reduce the power losses of MV grid in Quang Yen town, Quang Ninh district (Unpublished master's thesis, University of Mining and Geology, Hanoi, Vietnam).
21. Lobao, J.A., Devezas, T. & Catalao, J.P.S. (2013). Influence of cable losses on economic analysis of efficient and sustainable electrical equipment.
22. Retrieved from <http://citeseerx.ist.psu.edu/viewdoc/download?doi=10.1.1.723.312&rep=rep1&type=pdf>
23. Neusel-Lange, N., Christian Oerter, Markus Zdrallek, Peter Birkner, Martin Stiegler, Roman Uhlig. (2014). Economic evaluation of distribution grid automation systems – Case study in a rural German LV-grid. International Conference on Electricity Distribution, CIRED 2014, Rome.
24. Thanh, L.X. (2018). Determining the elastic factor for ecotechnic assessment of Medium Voltage (MV) transmission lines with a consideration of the conductor's skin effect. Proceeding of Science and Mathematics International conference, Jakarta Indonesia (SMIC 2018).

24. Ulbig, A., Koch, S. & Antonakopoulos, C. (2017). Towards more cost-effective PV connection request assessments via time series-based grid simulation and analysis. In Proceedings of International Conference on Electricity Distribution, CIRED 2017, Glasgow. Retrieved from http://cired.net/publications/cired2017/pdfs/CIRED2017_1367_final.pdf
25. Vitiello, S., Flego, G., Setti, A. & Fulli, G. (2015). Costs and benefits of smart grid pilot installations and scalability options, JRC science, and policy report study in rural Germany grid.
26. Online at: https://www.google.com/url?sa=t&rct=j&q=&esrc=s&source=web&cd=1&ved=2ahUKewiH_oK4orHhAh-WKMN4KHSQGDREQFjAAegQIARAC&url=https%3A%2F%2Fwww.smartgrid.gov%2Ffiles%2Festimating_costs_benefits_smart_grid_preliminary_estimate_in_201103.pdf&usg=AOvVaw2fw5qrs3fETRGNLonfWptQ
27. Kupke, S. Pilot project—High temperature low sag conductors. In Proceedings of the CIGRE WG B2.42, Stockholm, Sweden, 21 May 2010
28. A Method of Stress-Strain Testing of Aluminum Conductor and a Test for Determining the Long Time Tensile Creep of Aluminum Conductors in Overhead Lines; Electrical Technical Committee of the Aluminum Association: Arlington, TX, USA, 1999
29. IEC 62420: Concentric Lay Stranded Overhead Electrical Conductors Containing One or More Gap(s); IEC: Geneva, Switzerland, 2008
30. Jarkko Tolvanen, Mikko Nelo, Heidi Alasmaki, Tuomo Siponkoski, Piia Makela, Timo Vahera, Jari Hannu, Jari Juuti, Heli Jantunen, Unltraelastic and High-conductivity multiphase conductor with universally autonomous self healing, *Advanced Science*, Vol 9 Issue 36
31. <https://doi.org/10.1002/advs.202205485>
32. Bun, H.V., Thanh, L.X. Impact of power harmonics on precise and discriminative tripping of the relays system for earthing protection in underground 6kV grids of QuangNinh underground mines, *Proceeding of Science and Mathematics International conference*, Jakarta Indonesia (SMIC 2018)
33. Thanh, L.X., & Bun, H.V. (2022). Identifying the factors influencing the voltage quality of 6kV grids when using electric excavators in surface mining. *Mining of Mineral Deposits*, 16(2), 73-80. <https://doi.org/10.33271/mining16.02.073>
34. Ramakrishna, C., and Chidambaram, S. "Impact of Harmonics on Power Losses in Overhead Conductors." *Proceedings of the 2016 IEEE Region 10 Conference (TENCON)*, 2016



Kontrola geologiczna zmian kanałów podmorskich w dorzeczu Song Hong w Wietnamie.	7
Anh Ngoc LE, Hoa Minh NGUYEN, Muoi Duy NGUYEN, Ngan Bui THI	
Symulacja na odłamkach skalnych powstałych w wyniku odstrzału z wykorzystaniem hydrodynamiki cząstek wygładzonych (SPH) z oprogramowaniem LS-Dyna.	13
Bao Tran DINH, Trieu Do VAN, Viet Pham VAN, Nguyen Dinh ANH	
Bieżąca sytuacja polityki państwa w zakresie górnictwa mineralnego w północno-wschodnim Wietnamie oraz propozycja zadań w zakresie działań audytowych.	23
BUI Thi Thu Thuy, Pham Thu Huong, DUONG Quang Chinh, DUONG Duc Trung	
Nowe podejście do poprawy działania przekazników nadprądowych w sieciach górniczych 6kV QuangNinh w Wietnamie.	29
BUN Ho Viet, THANH Le Xuan	
Prognozowanie pola przekroju poprzecznego tunelu po wykonaniu strzelania.	39
Chi Thanh NGUYEN, Nghia Viet NGUYEN	
Badania wpływu składowiska odpadów kopalnianych na stabilność tuneli położonych poniżej w obszarze węglowym Quangninh metodą numeryczną.	49
Dang VAN KIEN, Vo TRONG HUNG, Bui XUAN NAM, Nguyen HUU SA	
Symbioza przemysłowa zastosowana w wietnamskim przemyśle wydobywczym węgla w celu promowania modelu gospodarczego o obiegu zamkniętym na rzecz celów zrównoważonego rozwoju.	57
DINH CHIEU Le, NGA Nguyen, THI BICH Dong, MINH THONG Le	
Wpływ jakości energii na pracę transformatorów przeciwwzbiechowych w górnictwie w Wietnamie.	65
DO Nhu Y, NGO Xuan Cuong, NGUYEN Thi Hong	
Wyznaczenie współczynników korekcyjnych dla przewodów napowietrznych 6kV w kompleksie górniczym QuangNinh w Wietnamie z uwzględnieniem wpływu harmonicznych mocy.	71
GIANG Vu Hoang, THANH Le Xuan	
Algorytm uczenia maszynowego do wzbogacania danych: obiecujące rozwiązanie zwiększające dokładność przewidywania wibracji gruntu wywołanych wybuchem w kopalniach odkrywkowych.	79
Hoang NGUYEN, Xuan-Nam BUI, Carsten DREBENSTEDT	
Badania numeryczne wpływu parametrów przepływu powietrza na temperaturę powietrza w ścianie zmechanizowanej kopalni Mongduong.	89
Hong NGUYEN THI, Quang NGUYEN VAN	
Segmentacja jednorodnych regionów właściwości pola grawitacyjnego metodą uczenia maszynowego w centralnym obszarze Wietnamu.	97
Hong Phan THI, Phuong Do MINH, Huu Tran VAN	
Zderzenie bloków Indochin i południowych Chin w północno-zachodnim Wietnamie i związane z nim kontrowersje.	103
Khuong The HUNG, Jan GOLONKA, Nguyen Khac DU	
Wyzwania rozwoju niekonwencjonalnych źródeł gazu ziemnego – przypadek gazu łupkowego.	113
LE Minh Thong, TRAN Van Hiep, DO Huu Tung	
Wpływ zarządzania cyfrowego na wyniki organizacji: badanie przeprowadzone w wietnamskich spółkach wydobywczych węgla.	121
Le VAN CHIEN, Nguyen DUC THANG, Pham KIEN TRUNG, Nguyen THI HOAI NGA	
Rozwój zarządzania cyfrowego w celu zwiększenia efektywności zarządzania państwem w Wietnamie.	131
Chu Thi Khanh LY, Nguyen Quynh NGA, Nguyen Van HAU, Tran Thi Huong HUE	
Wykrywanie hydratów gazu na podstawie danych sejsmicznych o wysokiej rozdzielczości w południowo-wschodnim Wietnamie.	137
Mai Thanh TAN, Mai Thanh HA, Nguyen Quoc HUY, Nguyen Nhu TRUNG	
Optymalizacja szerokości i wytrzymałości na ściskanie sztucznego filaru ochronnego w eksploatacji średniogrubej pokładów węgla w Quang Ninh z wykorzystaniem modelu numerycznego.	143
BUI Manh Tung, DINH Van Cuong	
Analiza facjalna i interpretacja środowiska depozycyjnego górnego oligocenu, Blok 09-2/10, basen Cuu Long.	155
Muoi Duy NGUYEN, Anh Ngoc LE, Hoa Minh NGUYEN, Ngan Thi BUI	
Identyfikacja potencjalnych zastosowań technologii bezzałogowych dronów na składowiskach odpadów kopalnianych.	163
Ba Dung NGUYEN	
Utworzenie mapy ruchu pionowego rzeki Cuu Long Delta na podstawie danych GNSS.	173
NGUYEN Gia Trong, NGUYEN Viet Nghia, LY Lam Ha, VU Trung Dung, NGUYEN Quoc Long, KIM Thi Thu Huong, PHAM Ngoc Quang, NGUYEN Viet Quan	
Opracowanie kryteriów oceny stabilności modeli zaopatrzenia w wodę w górach i obszarach z zagrożeniem wodnym.	179
NGUYEN Manh Truong, DINH Anh Tuan, NGUYEN Tiep Tan, U Thi Hong Nghia, DO Van Binh	
Zrównoważony rozwój przemysłowy w Wietnamie.	187
NGUYEN Ngoc Son	
Budowa społeczeństwa cyfrowego w celu zwiększenia efektywności zarządzania krajowego w Wietnamie.	195
NGUYEN Quynh Nga, CHU Thi Khanh Ly, NGUYEN Van HAU	
Teoria Y we współczesnym zarządzaniu: zalety, wady i związek z Teorią X.	203
NGUYEN Thanh Ha, NGUYEN Thi Thanh Huyen, NGUYEN Thi Lan Huong	
Zwiększenie bezpieczeństwa w miejscu pracy: kompleksowy plan działania dla spółki węglowej Duong Huy (2021–2025).	205
Nguyen THI HOAI NGA, Nguyen DUC THANG, Le DINH CHIEU, Le VAN CHIEN, Pham KIEN TRUNG	
Badania nad zabezpieczeniem upływowym prądu elektrycznego w celu poprawy bezpieczeństwa elektrycznego w górnictwie podziemnym w Wietnamie.	209
NGUYEN Truong Giang, NGUYEN Thac Khanh, NGO Xuan Cuong, DO Nhu Y	
Badanie osadów morskich za pomocą systemu profilów poddennych na zachodnim wybrzeżu Camau w Wietnamie.	215
DUNG NGUYEN Quang, GIANG NGUYEN Van, THANH LE Ngoc	
Integracja technologii mobilnych i Meb GIS w celu promowania inteligentnej i zrównoważonej turystyki w Wietnamie.	225
Mai Dung NGUYEN, Xuan Ban TO, Hong Anh LE	
Badanie rozwiązań technologicznych zwiększających odzysk i jakość koncentratu miedzi w zakładzie wzbogacania Ta Phoi w Wietnamie.	231
NHU Thi Kim Dung, PHAM Thi Nhung, VU Thi Chinh, LE Viet Ha	
Promowanie równości płci i świadomości w wietnamskim sektorze górnictwa: spostrzeżenia, wyzwania i zalecenia polityczne.	235
Pham MINH HANG, Pham THI LUONG, Nguyen THI HOAI NGA, Pham KIEN TRUNG	
Optymalizacja wydobywania kamienia bloecznego poprzez zintegrowane modelowanie cięcia: studium przypadku w kamieniołomie kamienia Tan Long Dimension w południowo-środkowej prowincji Binh.	239
PHAM Van Viet, NGUYEN Anh Tuan, PHAM Van Hoa, TRAN Dinh Bao	
Rozmyty, wieloatributowy model decyzyjny dla optymalnej opcji zamknięcia kopalni w celu realizacji celów zrównoważonego rozwoju w prowincji Binh Duong w Wietnamie.	249
PHAN Hong Viet, DO Ngoc Tuoc, BUI Xuan Nam	
Badania nad stworzeniem receptury mieszania skały odpadowej i popiołu lotnego jako materiału do rekultywacji w obszarze Mongduong-Cocsaus, Quang Ninh, Wietnam.	257
Phi Hung NGUYEN, CaoKhai NGUYEN, Thi Kim Thanh NGUYEN	
Dobór parametrów do projektowania wentylacji pomocniczej w kopalni podziemnej.	267
Phuong Thao DANG	
Mechanizm pęknięcia stropu i określenie szerokości filarów węgla podczas wydobywania płasko położonych pokładów węgla.	271
Quang Phuc LE, Van Chi DAO, Phi Hung NGUYEN, Thai-Tien Dung VU	
Zrozumienie mechanizmów pochodzenia słonej wody w przybrzeżnych warstwach wodonośnych obszaru Da Nang (środkowy Wietnam).	281
Thao Bach NGUYEN, Nhan Dang DUC, Bang Duc DAO	
Redukcja emisji w procesie wydobywania ropy i gazu za pomocą modułu AI/ML.	289
Thuy Nguyen Thi THANH, Samie LEE, The NGUYEN, Le Quang DUYNH	
Skuteczność zastosowania aplikacji mobilnej w celu poprawy stanu wiedzy i praktyki na temat krzemicy wśród pracowników wysokiego ryzyka narażenia na pył w północnej prowincji Wietnamu.	295
Nguyen Thi THU HUYEN, Ta Thi KIM NHUNG, Pham Thi QUAN, Nguyen THANH THAO, Nguyen NGOC ANH, Nguyen Thi LIEN HUONG, Luong MAI ANH, Le Thi THANH XUAN	
Modelowanie 3d LoD3 budynku wysokiego z wykorzystaniem naziemnego skanowania laserowego i dronów: studium przypadku z miasta Halong w Wietnamie.	303
Le Thi THU HA, Nguyen QUOC LONG	
Charakterystyka geologiczna i geochemiczna złóż złota Pac Lang w północno-wschodnim Wietnamie oraz ich potencjalne perspektywy.	311
KHUONG The Hung, NGUYEN Van Dat, NGUYEN Thi Cuc, PHAM Nhu Sang	
Badanie i modelowanie matematyczne zagrożeń geologicznych w ocenie ryzyka powodziowego: studium przypadku rzeki Hoang Long, prowincja Ninh Binh, Wietnam.	319
Nhu Y NGUYEN, To Xuan BAN, Dang Dinh KHA	
Radonowo-radowa termalna woda mineralna na obszarze projektu ekoturystycznego Vo Am, gmina Ngoc Luong, dystrykt Yen Thuy, prowincja Hoa Binh, Wietnam.	327
BAN To Xuan, DUNG Le Tien, DUC Tran Van, TRONG Nguyen Huu, TUAN Truong Duc	
Przewidywanie osiadania dróg spowodowanego podziemną działalnością górniczą za pomocą sztucznych sieci neuronowych.	335
Hung Viet NGUYEN, Duyen Quang LE, Long Quoc NGUYEN, Tomasz LIPECKI	
Ocena wskaźnika jakości powietrza w Annabie.	341
Salem BADJOUJ, Aissa BENSELHOUB, Souad NARSIS, Nadiia DOVBASH, Abdelaziz IDRES, Khadouja Marame BENGHADAB, Fares BOUTARFA, Mohamed BOUNOUALA, Stefano BELLUCCI	
Charakterystyka mineralogiczna i chemiczna fosforanów ze złóż Djebel Onk (Tebessa, Algieria).	351
Tourkia TAHRI, Souad NARSIS, Nacer BEZZI, Abdellali BOUZENZANA, Omar SEKIOU, Tabet TRIRAT, Theziri AMRANE, Aissa BENSELHOUB	
Optymalizacja ultradrobnoziarnego mielenia talku na sucho w Attritor Mill.	361
S.E. EL-MOFTY, A.M. ELBENDARI, A.A. EL-MIDANY, M.K. ABDEL-RAHMAN	
Stabilność nasypów kopalni odkrywkowej wraz z propozycją nowej metody wydobywania w celu jej ponownego otwarcia (Kef Essennoun, Algieria).	367
M.C. MEZAM, M.A. BACHAR ASSED, M. QUIDJ HAMOUI, S. NARSIS, A. BENSELHOUB	